

### 'D' Range

Robust high performance pumps with the unique **Selprime** automatic air pump priming system. They are particularly suitable for water companies, pump hirers and high flow applications.

Low operating costs are achieved through overall design efficiency together with a series of innovative features, which produce an impressive maximum flow rate of 600m<sup>3</sup>/hr, a maximum head of 40.5m and the handling of solids of up to 55mm.

**Super Silent options available on most models.**

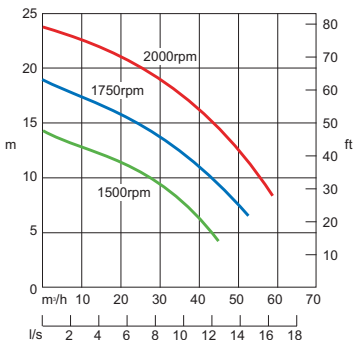
## 'D' Range - High Flow Drainer



T: 03330 142000

# 'D' Range - High Flow Drainer

## D75



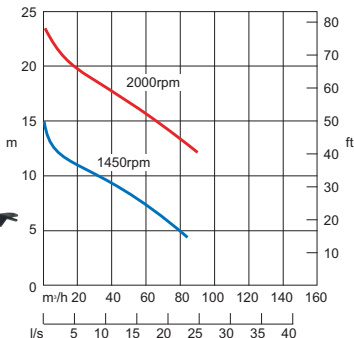
Model		D75
Capacity	m <sup>3</sup> /h	59
Total Head	m	23.5
Solids Size	mm	29
Self Priming Lift	m	8.8
Air Handling	l/s	4.25
Pump Speed Max.	rpm	2000
Inlet / Outlet	mm	75
Prime Movers		Diesel, Electric
Dimensions (LxWxH)	cm	144 x 77 x 109
Dry Weight	kg	252

Note: Specification shown for current model. Older versions may vary.

Note: Picture may not correspond to the current configuration.

# 'D' Range - High Flow Drainer

## D80



Model		D80	
Capacity	m <sup>3</sup> /h	90	
Total Head	m	23	
Solids Size	mm	29	
Self Priming Lift	m	8.8	
Air Handling	l/s	4.25	
Pump Speed Max.	rpm	2000	
Inlet / Outlet	mm	80	
Prime Movers		Diesel, Electric	
Dimensions (LxWxH)	cm	Site	192 x 100 x 129
		Super Silent	176 x 107 x 152
Dry Weight	kg	Site	612
		Super Silent	932
Super Silent Model	db(A) @ 7m	58	

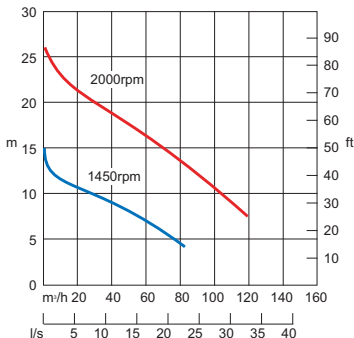
Note: Specification shown for current model. Older versions may vary.

Note: Picture may not correspond to the current configuration.

T: 03330 142000

# 'D' Range - High Flow Drainer

## D100



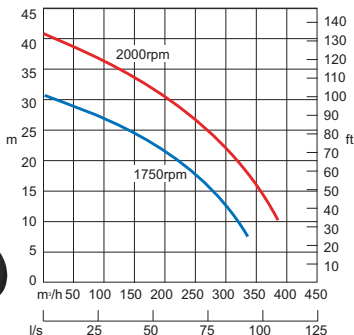
Model		D100	
Capacity	m <sup>3</sup> /h	120	
Total Head	m	26	
Solids Size	mm	29	
Self Priming Lift	m	8.8	
Air Handling	l/s	4.25	
Pump Speed Max.	rpm	2000	
Inlet / Outlet	mm	100	
Prime Movers		Diesel, Electric	
Dimensions (LxWxH)	cm	Site	203 x 100 x 126
		Skid	192 x 100 x 129
		Super Silent	176 x 107 x 152
Dry Weight	kg	Site	612
		Skid	1015
		Super Silent	942
Super Silent Model	db(A) @ 7m	58	

Note: Specification shown for current model. Older versions may vary.

Note: Picture may not correspond to the current configuration.

# 'D' Range - High Flow Drainer

## D150



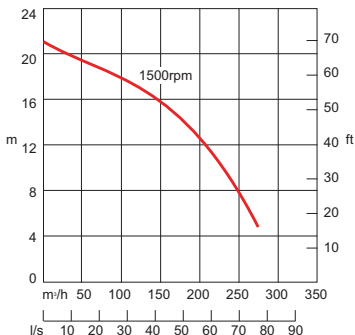
Model		D150	
Capacity	m <sup>3</sup> /h	380	
Total Head	m	40.5	
Solids Size	mm	45	
Self Priming Lift	m	8.8	
Air Handling	l/s	24	
Pump Speed Max.	rpm	2000	
Inlet / Outlet	mm	150	
Prime Movers		Diesel, Electric	
Dimensions (LxWxH)	cm	Site	265 x 122 x 144
		Skid	200 x 102 x 160
		Super Silent	240 x 158 x 180
Dry Weight	kg	Site	910
		Skid	1025
		Super Silent	1845
Super Silent Model	db(A) @ 7m	62	

Note: Specification shown for current model. Older versions may vary.

Note: Picture may not correspond to the current configuration.

# 'D' Range - High Flow Drainer

## D150WP



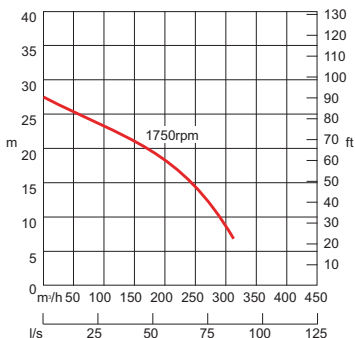
Model		D150WP	
Capacity	m <sup>3</sup> /h	275	
Total Head	m	21	
Solids Size	mm	45	
Self Priming Lift	m	8.8	
Air Handling	l/s	48	
Pump Speed Max.	rpm	1500	
Inlet / Outlet	mm	150	
Prime Movers		Diesel, Electric	
Dimensions (LxWxH)	cm	Site	271 x 120 x 144
		Super Silent	247 x 157 x 181
Dry Weight	kg	Site	910
		Super Silent	2000
Super Silent Model	db(A) @ 7m	59	

Note: Specification shown for current model. Older versions may vary.

Note: Picture may not correspond to the current configuration.

# 'D' Range - High Flow Drainer

## D150R



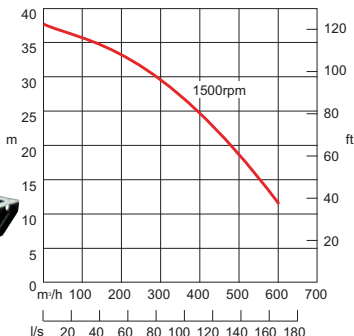
Model	D150R	
Capacity	m <sup>3</sup> /h	315
Total Head	m	27
Solids Size	mm	45
Self Priming Lift	m	8.8
Air Handling	l/s	24
Pump Speed Max.	rpm	1750
Inlet / Outlet	mm	150
Prime Mover		Diesel
Dimensions (LxWxH)	cm	359 x 156 x 172
Dry Weight	kg	1275
Super Silent - Fast Tow	db(A) @ 7m	69





Note: Specification shown for current model. Older versions may vary.  
 Note: Picture may not correspond to the current configuration.



# 'D' Range - High Flow Drainer

## D200



Model		D200	
Capacity	m <sup>3</sup> /h	600	
Total Head	m	37.5	
Solids Size	mm	55	
Self Priming Lift	m	8.8	
Air Handling	l/s	24	
Pump Speed Max.	rpm	1500	
Inlet / Outlet	mm	200	
Prime Movers		Diesel	
Dimensions (LxWxH)	cm	 Skid	257 x 138 x 210
		 Super Silent	298 x 175 x 210
Dry Weight	kg	 Skid	1690
		 Super Silent	2390
Super Silent Model	db(A) @ 7m	62	

Note: Specification shown for current model. Older versions may vary.

Note: Picture may not correspond to the current configuration.

# 'D' Range - High Flow Drainer



T: 03330 142000