

'S' Range

Auto priming, vortex flow, solids handling centrifugal pumps.

Ranging from 100mm to 300mm with solids handling capabilities of up to 100mm, the Selwood Seltorque vortex pumps form the foundation upon which the company's international reputation has been built.

The environmentally friendly **Seltorque** range has the unique **Selprime** automatic air pump priming system together with an oil immersed mechanical seal enabling them to operate in the most arduous of circumstances encountered in the construction, mining and municipal industries. These pumps offer completely automatic priming from depths of 9.1m (30ft) and unequalled performance in effluent disposal and slurry handling.

Super Silent options available.



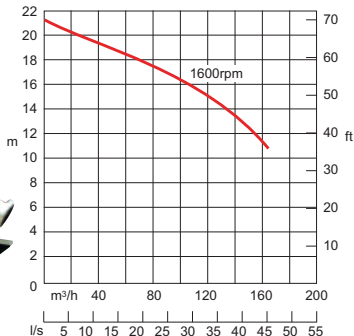
'S' Range - Solids Handling



T: 03330 142000

'S' Range - Solids Handling

S100

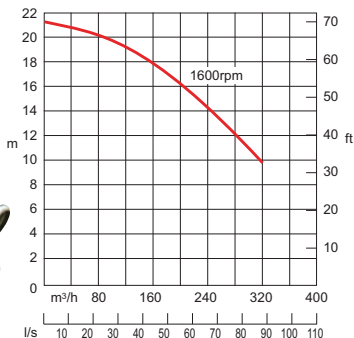


| Model | S100 | |
|--------------------|-------------------|-----------------------------|
| Capacity | m ³ /h | 165 |
| Total Head | m | 21.3 |
| Solids Size | mm | 75 |
| Self Priming Lift | m | 8.8 |
| Air Handling | l/s | 24 |
| Pump Speed Max. | rpm | 1600 |
| Inlet / Outlet | mm | 100 |
| Prime Movers | Diesel, Electric | |
| Dimensions (LxWxH) | cm | Site 264 x 122 x 144 |
| | | Skid 175 x 100 x 129 |
| | | Super Silent 233 x 13 x 178 |
| Dry Weight | kg | Site 1300 |
| | | Skid 845 |
| | | Super Silent 1620 |
| Super Silent Model | db(A) @ 7m | 59 |

Note: Specification shown for current model. Older versions may vary.

Note: Picture may not correspond to the current configuration.

S150



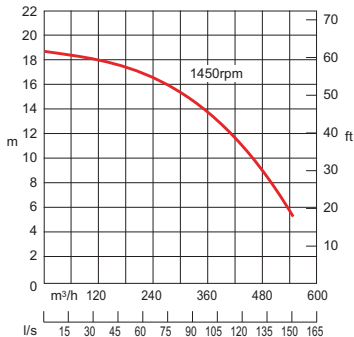
| Model | | S150 | |
|--------------------|-------------------|--------------------|-----------------|
| Capacity | m ³ /h | 320 | |
| Total Head | m | 21.3 | |
| Solids Size | mm | 100 | |
| Self Priming Lift | m | 8.8 | |
| Air Handling | l/s | 24 (48 Twin Prime) | |
| Pump Speed Max. | rpm | 1600 | |
| Inlet / Outlet | mm | 150 | |
| Prime Movers | | Diesel, Electric | |
| Dimensions (LxWxH) | cm | Site | 272 x 122 x 144 |
| | | Skid | 200 x 100 x 148 |
| | | Super Silent | 239 x 149 x 173 |
| Dry Weight | kg | Site | 920 |
| | | Skid | 995 |
| | | Super Silent | 1763 |
| Super Silent Model | db(A) @ 7m | 62 | |





Note: Specification shown for current model. Older versions may vary.

Note: Picture may not correspond to the current configuration.

'S' Range - Solids Handling

S200

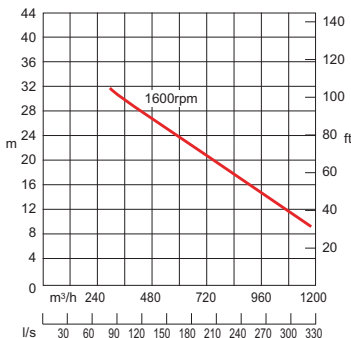


| Model | | S200 | |
|--------------------|-------------------|--|-----------------|
| Capacity | m ³ /h | 540 | |
| Total Head | m | 18.5 | |
| Solids Size | mm | 100 | |
| Self Priming Lift | m | 8.8 | |
| Air Handling | l/s | 24 | |
| Pump Speed Max. | rpm | 1450 | |
| Inlet / Outlet | mm | 200 | |
| Prime Movers | | Diesel | |
| Dimensions (LxWxH) | cm |  Skid | 257 x 138 x 210 |
| | |  Super Silent | 281 x 162 x 210 |
| Dry Weight | kg |  Skid | 2200 |
| | |  Super Silent | 2340 |
| Super Silent Model | db(A) @ 7m | 62 | |

Note: Specification shown for current model. Older versions may vary.

Note: Picture may not correspond to the current configuration.

S300



| Model | | S300 | |
|--------------------|-------------------|----------------|-----------------|
| Capacity | m ³ /h | 1100 | |
| Total Head | m | 32 | |
| Solids Size | mm | 120 | |
| Self Priming Lift | m | 8.8 | |
| Air Handling | l/s | 24 | |
| Pump Speed Max. | rpm | 1600 | |
| Inlet / Outlet | mm | 300 | |
| Prime Movers | | Diesel | |
| Dimensions (LxWxH) | cm | ■ Super Silent | 442 x 232 x 275 |
| Dry Weight | kg | ■ Super Silent | 4650 |
| Super Silent Model | db(A) @ 7m | 64 | |

Super Silent version available as standard.
Fuel cube required.

Note: Specification shown for current model. Older versions may vary.
Note: Picture may not correspond to the current configuration.